

ZTW-POLARIS系列航调说明书

黑白铜版纸/尺寸：210*120mm



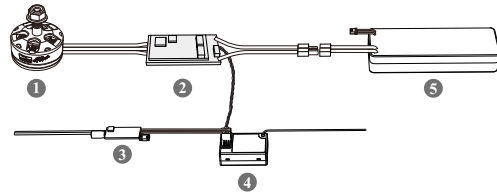
Polaris series manual Instruction

About:

After serious testing in the laboratory also flying by our professional Team pilot. ZTW Polaris series brushless ESC for the Multirotor is ready now. The stable quality and low cost can help more and more Multirotor fans join in the FPV racing to enjoy their fly. Meanwhile, please note that the Brushless power systems can be very dangerous. So, before any of testing and official flying, reading through this manual is strongly recommend. We do not assume responsibility for any damage caused by unauthorized modifications to our product.

Connection:

- 1 Motor
- 2 ESC
- 3 UBEC
- 4 Receiver
- 5 Battery



Features:

- BLHeli-S firmware.
- Super smooth and accurate throttle linearity.
- Supports high RPM motors. can be matched with most of the motors in the RC market.
- Capable of ONESHOT42/ONESHOT125/MULTISHOT feature to work better with your flight controllers.

Throttle Calibration:

When using the ESC for the first time, we would like to suggest you calibrate your throttle end point of your radio system. This will make the throttle response better. Please see following steps of how-to:

- 1 Power on your radio and push your throttle stick to 100%. (see fig 1)
- 2 Then connect battery to your ESC, you will hear "W V" from motor to confirm the end point after three seconds.
- 3 Pull throttle stick back to 0% immediately when you hear "W V".
- 4 Throttle calibration is done. Please recycle your battery to use ESC.



fig 1



fig 2



Default settings:

Startup Power 10 x 0.75	Motor Direction 1 Normal
Temperature Protection 1 On	Demag Compensation 2 Low
Low RPM Power Protect 1 On	Motor Timing 4 Medium High
PPM Min Throttle 25 1.100 ms	LED Control 0 Off Off Off Off
PPM Max Throttle 225 1.900 ms	Beep Strength 40
PPM Center Throttle 122 1.488 ms	Beacon Strength 80
Brake On Stop 1 On	Beacon Delay 4 10 min

Shenzhen ZTW Model Science & Technology Co.,Ltd

www.ztwoem.com



ADD: 2/F, Block 1, Guanfeng Industrial Park, The Second Industrial Estate, Jiuwei New Village, Xixiang, Baoan, Shenzhen, China, 518126
TEL: +86 755 29120026, 29120036, 29120056
FAX: +86 755 29120016 E-mail: sales@ztwoem.com support@ztwoem.com

V1.0

日期：2016-07-26
版本：V1.0

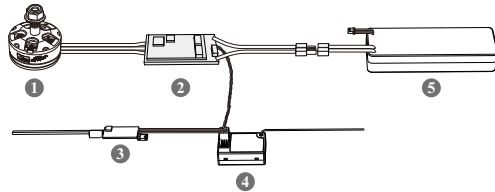


极光系列多轴专用无刷电子调速器说明书

感谢购买中特威极光系列多轴电调。中特威极光系列是为了当前多轴竞赛市场的需求而专门设计的最新产品，该产品秉承了中特威一贯的做工与工艺，拥有极佳的油门曲线，马达启动顺滑，最重要的是极好的稳定性保障了飞机在空中的安全。产品安装容易使用方便，是当前市场上多轴电调的不二选择。郑重声明此产品不是玩具，未成年人必须在成人的监督下使用。中特威对于在使用过程中造成的损失，伤害不负任何责任。

电调接线：

- 1 马达
- 2 电子调速器
- 3 UBEC
- 4 接收器
- 5 电池

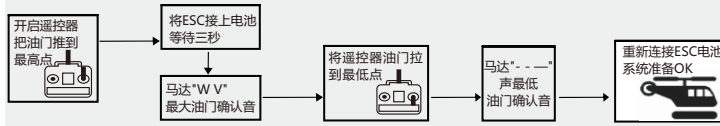


特性：

- 使用BLHELI-S软件。
- 马达启动更顺滑，油门曲线极佳，性能卓越。
- 兼容性好，可兼容模型市场上所有主流马达。
- 支持ONESHOT42/ONESHOT125/MULTISHOT。

电调油门行程校准：

油门行程设定说明图(注意:当第一次使用或电调搭配其它遥控设备使用时,均应重新设定油门行程)



默认值：

Startup Power 10 x 0.75	Motor Direction 1 Normal
Temperature Protection 1 On	Demag Compensation 2 Low
Low RPM Power Protect 1 On	Motor Timing 4 Medium High
PPM Min Throttle 25 1.100 ms	LED Control 0 Off Off Off Off
PPM Max Throttle 225 1.900 ms	Beep Strength 40
PPM Center Throttle 122 1.488 ms	Beacon Strength 80
Brake On Stop 1 On	Beacon Delay 4 10 min

深圳市中特威科技有限公司
Shenzhen ZTW Model Science & Technology Co.,Ltd

www.ztwoem.com



地址：深圳市宝安区西乡九围新村第二工业区冠锋工业园第一栋2楼
电话：+86 755 29120026 29120036 29120056
传真：+86 755 29120016
邮箱：marketing@ztwoem.com